



HU30S Single use Uretero-Renoscope

Technical Specifications

Optical System	Pixels: 160K
	Field of view: 120°
	Depth of view: 3-100mm
	Illumination: optical fiber
Insertion Tube	Maximum outer diameter: 7.5Fr
	Working length: 650mm
Instrument Channel	Working channel: 3.6Fr
Bending Section	Angulation range: up285° /down285°

Smaller and Safer

Shenzhen HugeMed Medical Technical Development Co.,Ltd

Add: 8F,Block A, Tempus Building,1st Qingshuihe Road,
Luohu District Shenzhen City, Guangdong, China

Tel: +86-755-2227 5866

+86-755-8226 7820

Fax: +86-755-2227 5833

Email: sale@hugemed.net

www.hugemed.net

AN ENDOSCOPE SOLUTION COMPANY

No Compromise
No Repairs
No Sterilization
Always Available
Cost Effective

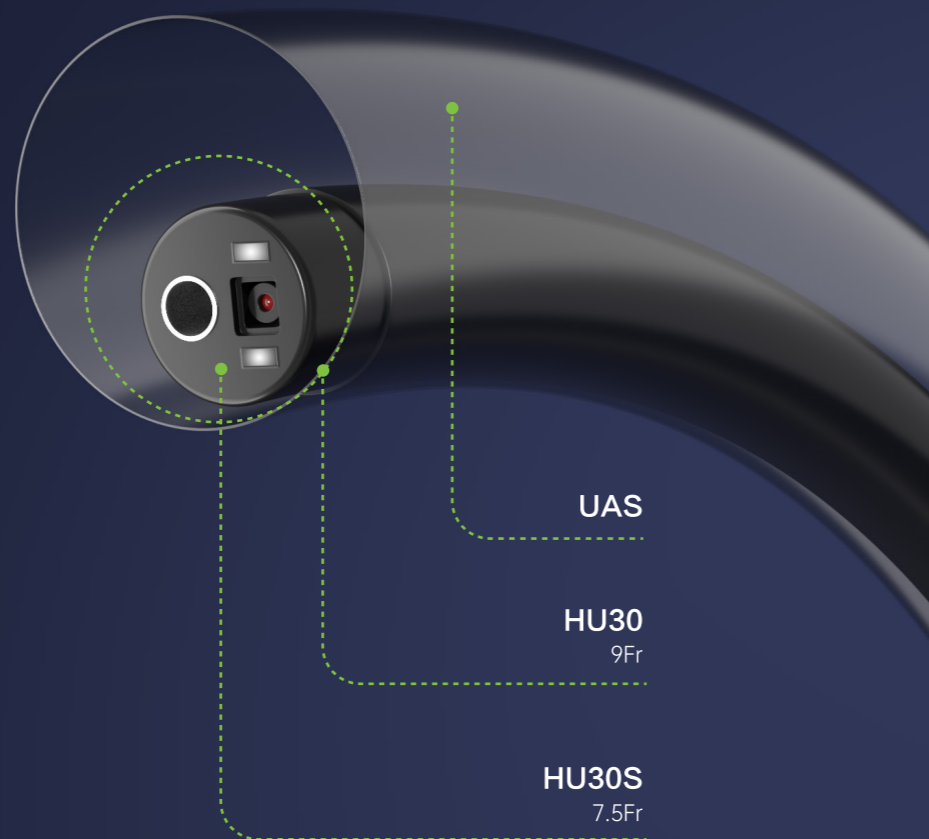


7.5 Fr


HU30S SINGLE-USE URETERO- RENSCOPE

RIRS

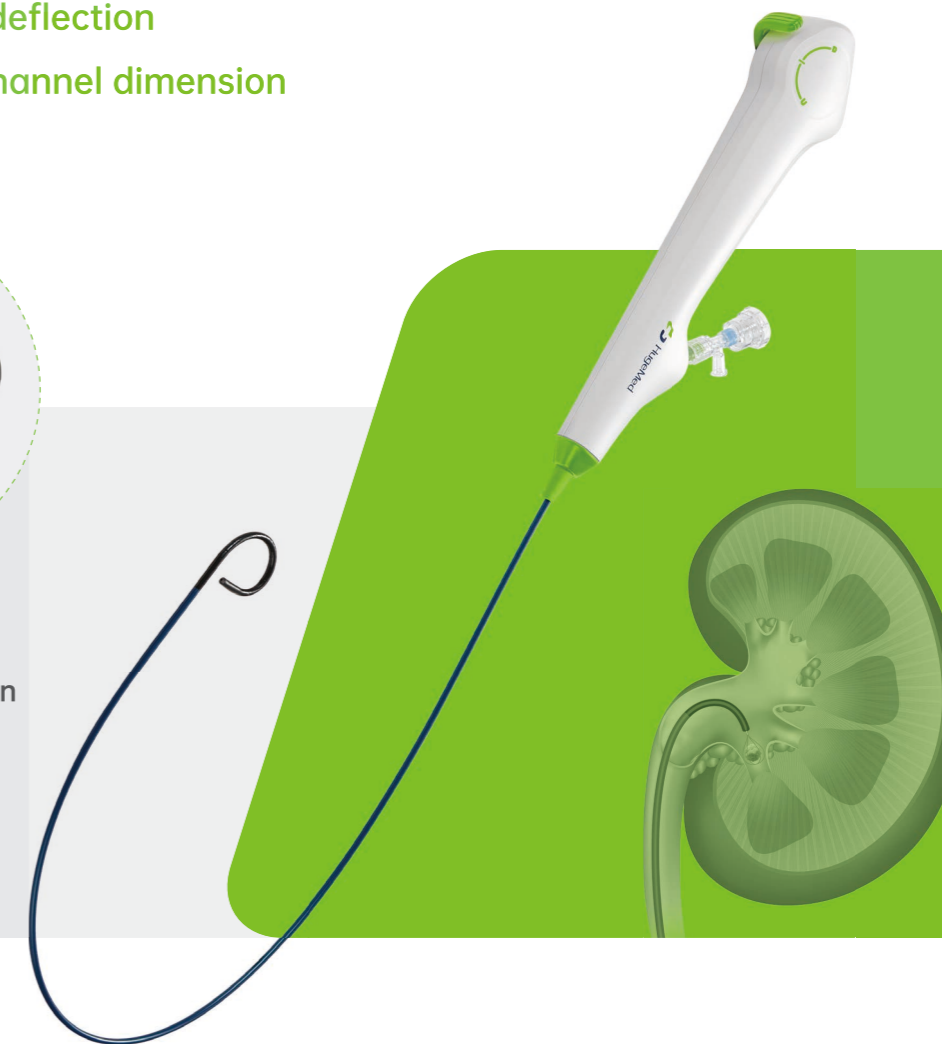
- Reliable irrigation flow
- Increased stone free rate
- Reduced intrarenal pressure
- Safer ureter access



- Same excellent visualization
- Same excellent deflection
- Same working channel dimension



285°
Excellent Deflection
For easier navigation
of lower pole



The HU30S offers excellent visualization
even in the most confined spaces.

